

# April 2026 / Case Statistics Report



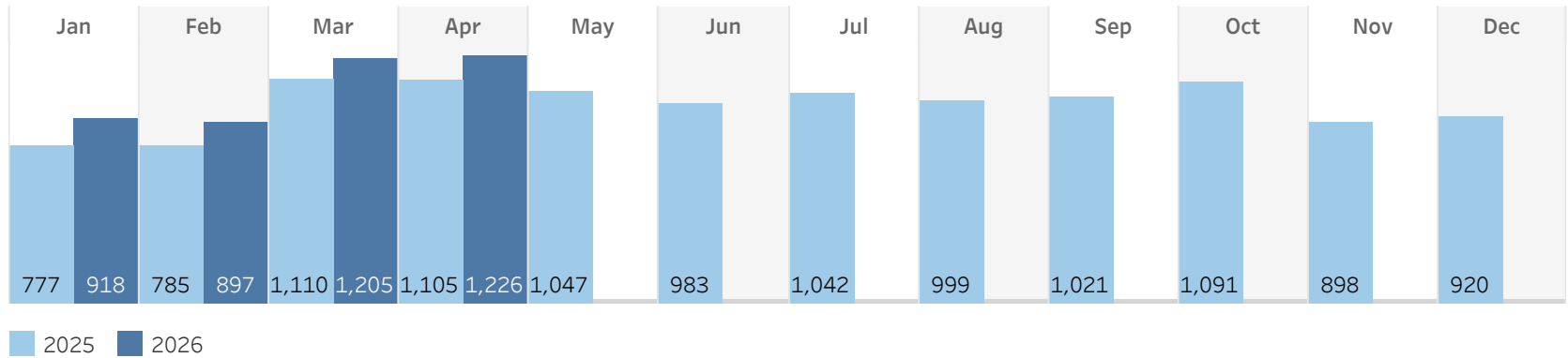
United States Bankruptcy Court  
Southern District of Ohio

## Filing Trend

Compared to Last Year

**▲ 12.4%**

**Cincinnati ▲ 10.0%**  
**Columbus ▲ 10.5%**  
**Dayton ▲ 20.1%**



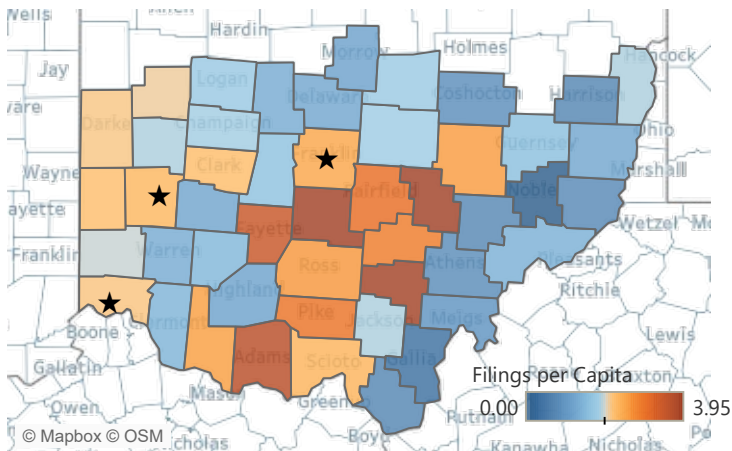
## Cases Filed Last Month

Bankruptcies and Adversary Proceedings Filed or Reopened Last Month

	Chapter 7	Chapter 11	Chapter 12	Chapter 13	Total BK	Business	Pro Se %	Adversary
Cincinnati	237	0	0	92	329	0	9.1%	1
Columbus	462	2	1	166	631	2	5.9%	10
Dayton	187	2	0	77	266	2	4.9%	5
<b>Grand Total</b>	<b>886</b>	<b>4</b>	<b>1</b>	<b>335</b>	<b>1,226</b>	<b>4</b>	<b>6.5%</b>	<b>16</b>

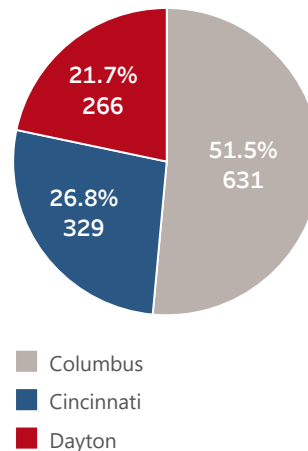
## Per Capita Filings

Cases Per 10,000 Residents (Based on 2020 Census Data.)



## Division Breakdown

Percent of Filings Last Month



## Total County Filings

Total Filings Last Month

Franklin	323
Hamilton	177
Montgomery	122
Butler	75
Fairfield	48
Licking	32
Warren	31
Clark	30
Clermont	29
Delaware	26
Greene	20

## Case Chapter Trend

Previous Five Years

