

# March 2026 / Case Statistics Report



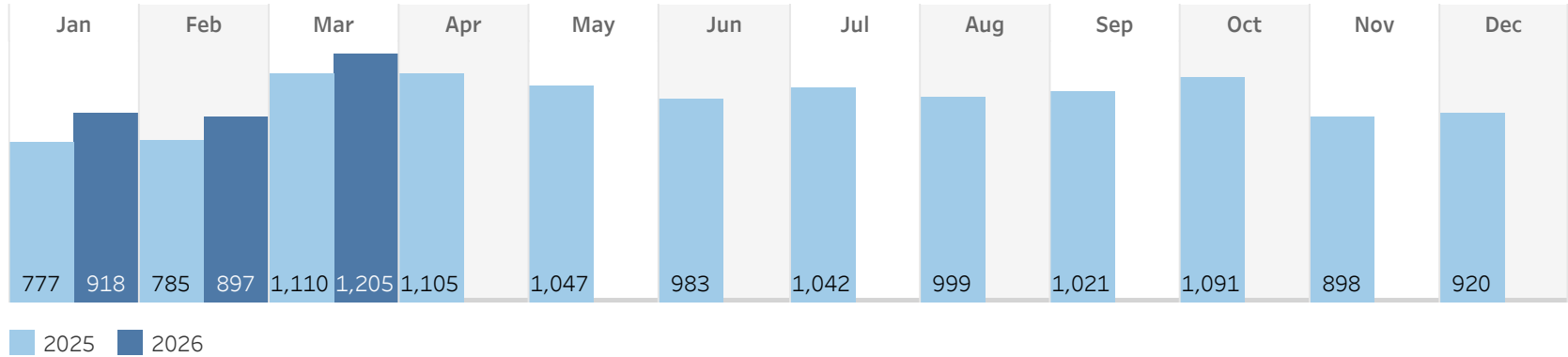
United States Bankruptcy Court  
Southern District of Ohio

## Filing Trend

Compared to Last Year

**▲ 13.0%**

**Cincinnati ▲ 12.7%**  
**Columbus ▲ 9.4%**  
**Dayton ▲ 21.7%**



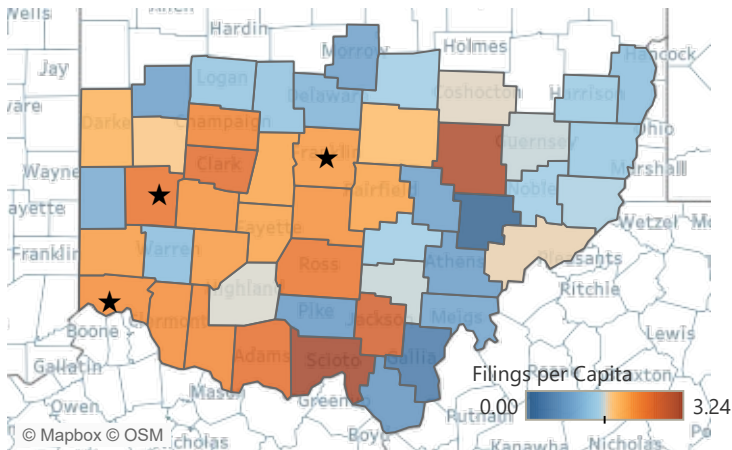
## Cases Filed Last Month

Bankruptcies and Adversary Proceedings Filed or Reopened Last Month

	Chapter 7	Chapter 11	Chapter 12	Chapter 13	Total BK	Business	Pro Se %	Adversary
Cincinnati	268	1	0	100	369	2	7.6%	4
Columbus	404	0	0	142	546	0	4.8%	13
Dayton	209	0	0	81	290	1	6.6%	5
<b>Grand Total</b>	<b>881</b>	<b>1</b>	<b>0</b>	<b>323</b>	<b>1,205</b>	<b>3</b>	<b>6.1%</b>	<b>22</b>

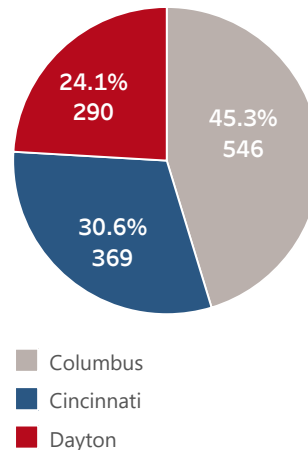
## Per Capita Filings

Cases Per 10,000 Residents (Based on 2020 Census Data.)



## Division Breakdown

Percent of Filings Last Month



## Total County Filings

Total Filings Last Month

Franklin	284
Hamilton	187
Montgomery	134
Butler	83
Clermont	47
Greene	37
Clark	35
Fairfield	33
Licking	33
Warren	29
Delaware	23

## Case Chapter Trend

Previous Five Years

