

May 2026 / Case Statistics Report



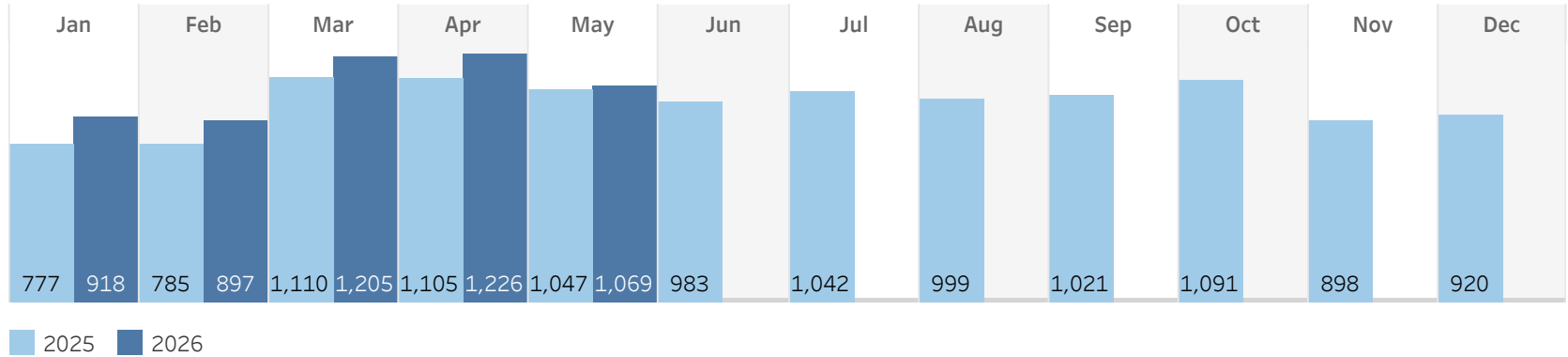
United States Bankruptcy Court
Southern District of Ohio

Filing Trend

Compared to Last Year

▲ 10.2%

Cincinnati ▲ 7.9%
Columbus ▲ 8.7%
Dayton ▲ 16.8%



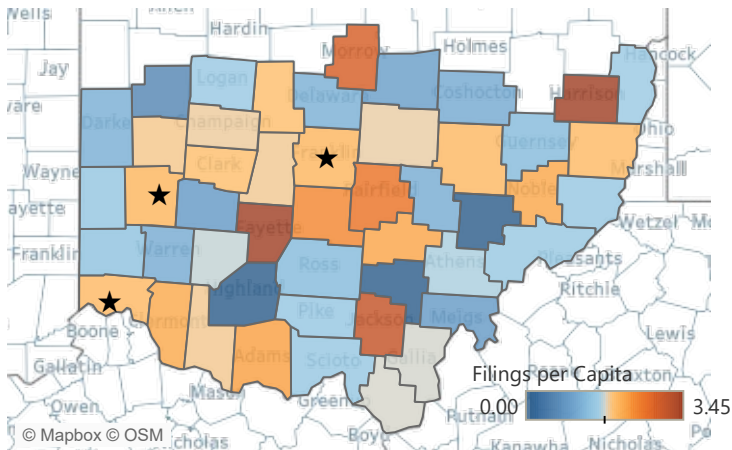
Cases Filed Last Month

Bankruptcies and Adversary Proceedings Filed or Reopened Last Month

	Chapter 7	Chapter 11	Chapter 12	Chapter 13	Total BK	Business	Pro Se %	Adversary
Cincinnati	218	0	0	84	302	1	8.9%	4
Columbus	406	1	0	136	543	1	5.2%	8
Dayton	167	1	0	56	224	1	10.3%	2
Grand Total	791	2	0	276	1,069	3	7.3%	14

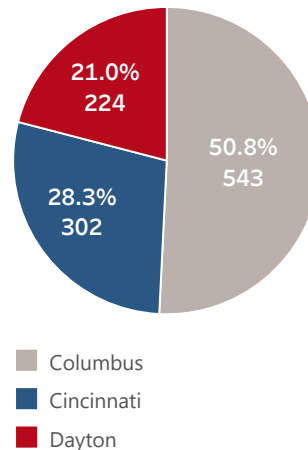
Per Capita Filings

Cases Per 10,000 Residents (Based on 2020 Census Data.)



Division Breakdown

Percent of Filings Last Month



Total County Filings

Total Filings Last Month

Franklin	263
Hamilton	163
Montgomery	107
Butler	55
Clermont	44
Fairfield	41
Licking	32
Warren	27
Clark	26
Delaware	25
Greene	15

Case Chapter Trend

Previous Five Years

